S1=S2=S3=S4=S8=S9=S10=S11=S13=S14=S15
=S16=S17=S18=S19=S20=S21=S22=S23=S24
=S26=S27=S28

PLANTA
ESC 1:25

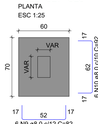

Solo com capacidade de suporte > 2.20 kgf/cm²
Solo compactado sobre a sapata
peso específico > 1600.00 kgf/m³

CORTE
ESC 1:25

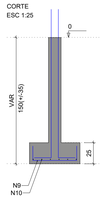

P1=P2=P3=P4=P8=P9=P10=P11=P13=P14=
=P15=P16=P17=P18=P23=P24=P26=P27=
=P28

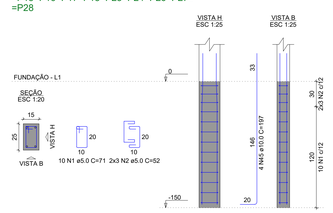

P19=P20=P21=P22

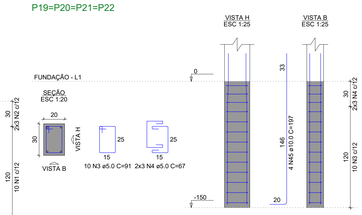

V1
ESC 1:50



SEÇÃO A-A
ESC 1:25



V2
ESC 1:50

SEÇÃO A-A
ESC 1:25

RELAÇÃO DO AÇO

Positivos X-L2	Positivos Y-L2	10xP11-L3
19xP1-L1	2xP8-L3	2xP10-L3
4xP19-L3	4xP19-L1	23xS17-L1
V3-L2	V5-L2	V6-L2
V5-L1	V6-L3	V8-L2
V6-L1	V7-L3	V7-L2
V7-L1	V9-L3	V9-L2
V8-L1	V10-L3	V10-L2
V10-L1	V11-L2	V11-L1
V12-L2	V12-L1	V13-L2
V13-L1	V14-L2	V14-L1
V15-L2	V15-L1	V16-L2
V16-L1	V17-L2	V17-L1
V1_1-L3	V10_1-L3	V11_1-L3
V12_1-L3		

AÇO	N	DIAM (mm)	QUANT	C.UNIT (cm)	C.TOTAL (cm)
CA60	1	5.0	352	71	24992
	2	5.0	198	52	10296
	3	5.0	92	91	8372
	4	5.0	48	67	3216
	5	5.0	1392	81	111942
	6	5.0	4	325	1300
CA50	7	6.3	10	250	2500
	8	6.3	12	225	2700
	9	8.0	138	82	11316
	10	8.0	138	92	12696
	11	8.0	6	675	4050
	12	8.0	1	117	117
	13	8.0	1	112	112
	14	8.0	2	719	1438
	15	8.0	2	110	220
	16	8.0	4	205	820
	17	8.0	4	691	2764
	18	8.0	4	707	2828
	19	8.0	20	1055	21100
	20	8.0	4	1087	4348
	21	8.0	8	925	7400
	22	8.0	10	957	9570
	23	8.0	2	957	1914
	24	8.0	2	969	1938
	25	8.0	4	941	3764
	26	8.0	2	117	234
	27	8.0	2	205	410
	28	8.0	2	969	1938
	29	8.0	2	933	1866
	30	8.0	8	383	3064
	31	8.0	8	391	3128
	32	8.0	4	375	1500
	33	8.0	2	1064	2128
	34	8.0	4	1072	4288
	35	8.0	2	1056	2112
	36	8.0	2	266	2128
	37	8.0	8	282	2256
	38	8.0	2	225	450
	39	8.0	4	257	1028
	40	8.0	6	233	1398
	41	8.0	4	241	964
	42	8.0	4	201	804
	43	8.0	4	414	1656
	44	10.0	54	177	9912
	45	10.0	92	197	18124
	46	10.0	20	117	2340

RESUMO DO AÇO

AÇO	DIAM (mm)	C.TOTAL (m)	PESO + 10% (kg)
CA50	6.3	52	14
	8.0	1160	503.5
	10.0	303.8	206
CA60	5.0	1601.2	271.5
PESO TOTAL (kg)			
CA50	723.5		
CA60	271.5		

Volume de concreto (C-30) = 15.98 m³
Área de forma = 243.29 m²

V6
ESC 1:50

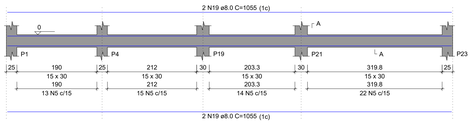

SEÇÃO A-A
ESC 1:25

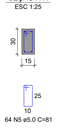

V7
ESC 1:50

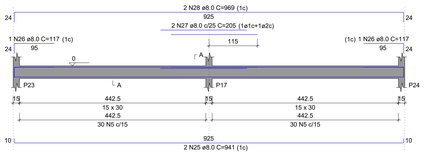

SEÇÃO A-A
ESC 1:25

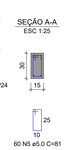

V8
ESC 1:50

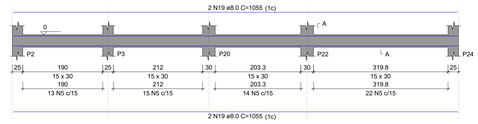

SEÇÃO A-A
ESC 1:25

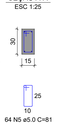

V10
ESC 1:50

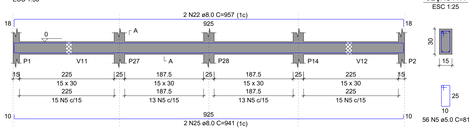

SEÇÃO A-A
ESC 1:25

V11
ESC 1:50

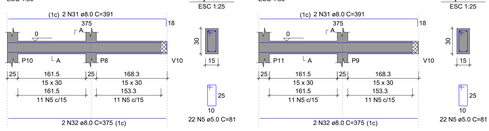

SEÇÃO A-A
ESC 1:25

V12
ESC 1:50



SEÇÃO A-A
ESC 1:25

V13
ESC 1:50



SEÇÃO A-A
ESC 1:25



V14
ESC 1:50

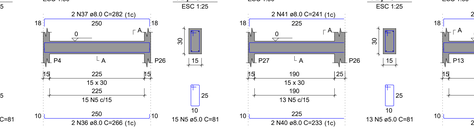

SEÇÃO A-A
ESC 1:25

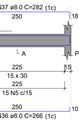

V15
ESC 1:50



SEÇÃO A-A
ESC 1:25

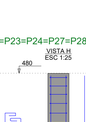

V16
ESC 1:50

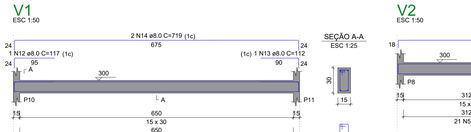

SEÇÃO A-A
ESC 1:25

V17
ESC 1:50

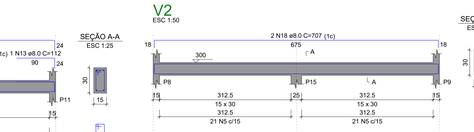

SEÇÃO A-A
ESC 1:25



P1=P2=P3=P4=P14=P17=P23=P24=P27=P28

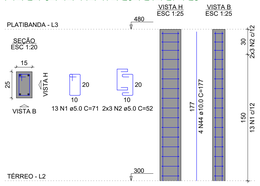

V1
ESC 1:50



SEÇÃO A-A
ESC 1:25

V2
ESC 1:50

SEÇÃO A-A
ESC 1:25

V6
ESC 1:50

SEÇÃO A-A
ESC 1:25

V7
ESC 1:50

SEÇÃO A-A
ESC 1:25

V8
ESC 1:50

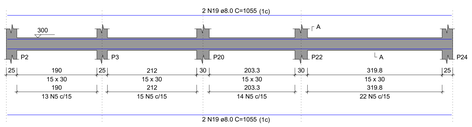

SEÇÃO A-A
ESC 1:25

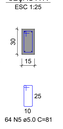

V10
ESC 1:50

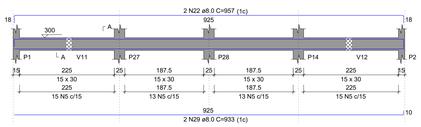

SEÇÃO A-A
ESC 1:25

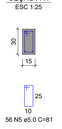

V11
ESC 1:50

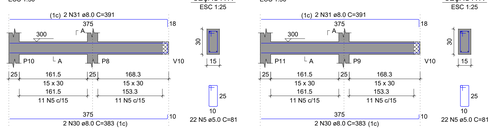

SEÇÃO A-A
ESC 1:25



V12
ESC 1:50

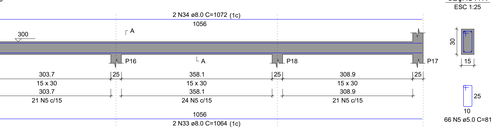

SEÇÃO A-A
ESC 1:25

V13
ESC 1:50

SEÇÃO A-A
ESC 1:25

V14
ESC 1:50

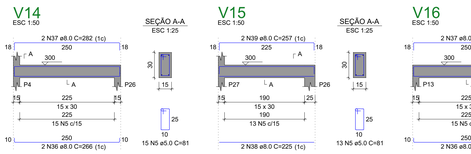

SEÇÃO A-A
ESC 1:25

V15
ESC 1:50

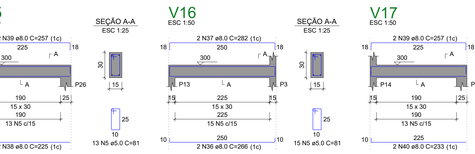

SEÇÃO A-A
ESC 1:25



V16
ESC 1:50

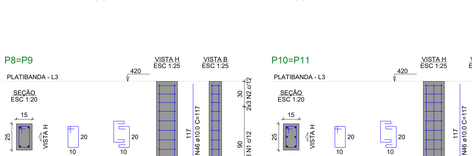

SEÇÃO A-A
ESC 1:25

V17
ESC 1:50

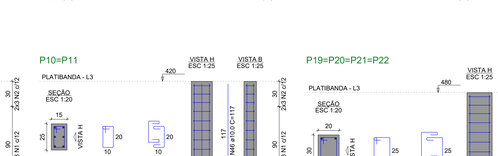

SEÇÃO A-A
ESC 1:25

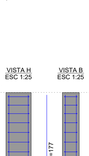

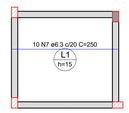

Armação positiva das lajes do pavimento TÉRREO (Eixo X)
escala 1:50

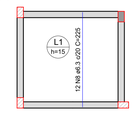

Armação positiva das lajes do pavimento TÉRREO (Eixo Y)
escala 1:50

P8=P9

P10=P11

P19=P20=P21=P22

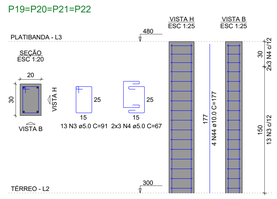

V6
ESC 1:50

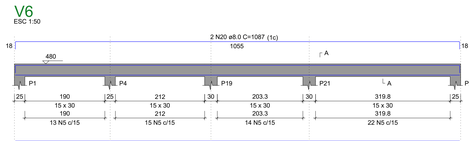

SEÇÃO A-A
ESC 1:25

V7
ESC 1:50

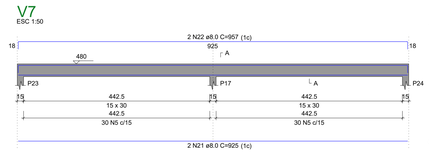

SEÇÃO A-A
ESC 1:25



V8
ESC 1:50

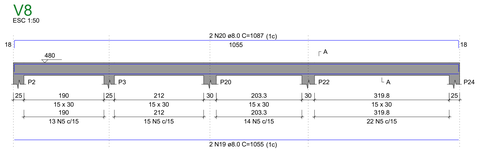

SEÇÃO A-A
ESC 1:25



V10
ESC 1:50

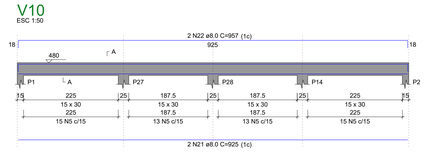

SEÇÃO A-A
ESC 1:25



V1_1
ESC 1:50

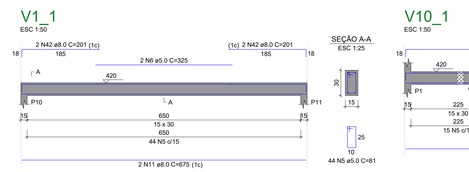

SEÇÃO A-A
ESC 1:25

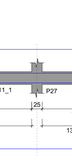

V10_1
ESC 1:50

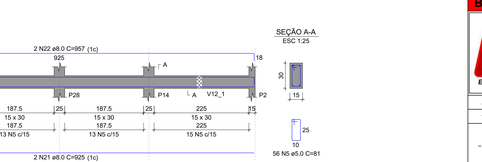

SEÇÃO A-A
ESC 1:25

V12_1
ESC 1:50

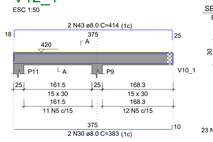

SEÇÃO A-A
ESC 1:25

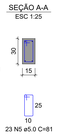

V11_1
ESC 1:50

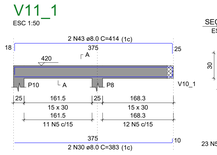

SEÇÃO A-A
ESC 1:25

PREFEITURA:

BOMBEIRO OU NATURATINS:

BANHEIRO PARQUE - ESTRUTURAL folha: 03/03

M3 ENGENHARIA

OBRA: CONST. DO PARQUE DE SÍTIO NOVO DO TO.
PROPRIETÁRIO: PREFEITURA MUNICIPAL DE SITIO NOVO
CNPJ: 00.766.717/0001-49
ENDEREÇO: ÁREA DE EXPANSÃO URBANA DE SÍTIO NOVO DO TOCANTIS - TO 126

ÁREAS
TERRENO:
-AREA DO TERRENO: 28.771,28m²

CONTEUDO
-PLANTA DE LOCAÇAO
-PLANTA DE FORMAS
-DETALHAMENTO DOS ELEMENTOS ESTRUTURAIS

- TX. DE OCUPAÇÃO:
- TX. DE PERMEABILIDADE:
- TX. ÍNDICE DE APROV.

PREFEITURA MUNICIPAL DE SITIO NOVO DO TOCANTINS

ESCALA:	DESENHO	DATA
INDICADA	MARCOS	MAIO/2021

MARCOS OLIVEIRA DA SILVA
ENGENHEIRO CIVIL
CREA. 313.250/D-TO

Nome do arquivo: ESTRUTURAL PRANCHA03.dwg
DIREITOS AUTORAIS RESERVADOS

FORMATO: A0